

## Autodesk oppilaitosisenssit – Autodesk -tunnuksen luominen


### Autodesk ID:n luonti - Vaihtoehto 1:

Siirry sivustolle <http://www.autodesk.com/education/home>

Valitse kirjautuminen (*Sign in*) vasemmasta yläkulmasta ja edelleen *Education Community*:



Näpsäytä *Create Account*.


Sign in 

Email or Username

**NEXT**

NEW TO AUTODESK **CREATE ACCOUNT**

Määritä perustietoihin ensin maa ja tämän jälkeen roolisi (Student, Educator, School IT Administrator, Design Competition Mentor). Oppilaan roolissa (Student) vaaditaan vielä syntymäajan määrittäminen. Näpsäytä *Next*.

Get Education Benefits 

Country of educational institution

Finland ▼

Educational role [WHAT'S THIS ?](#)

Educational role ▼

- Student
- Educator
- School IT Administrator
- Design Competition Mentor

Tämän jälkeen ilmestyy tilin luonti-ikkuna. Määritä tiedot. Lue hyväksy opiskelijalisenssien sekä A360 pilvipalveluiden käyttöehdot ja näpsäytä *Create Account*.

Create account



I agree to the [A360 Terms of Service](#), the [Education Special Terms Terms](#) and to the use of my personal information in accordance with the [Autodesk Privacy Statement](#) (including cross-border transfers as described in the statement).

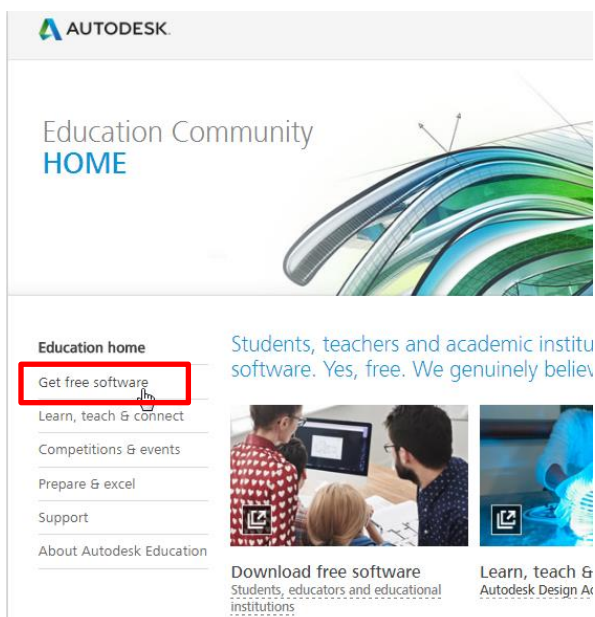
CREATE ACCOUNT

ALREADY HAVE AN ACCOUNT? [SIGN IN](#)

To learn more about our [EDUCATION SPECIAL TERMS](#) and information about the US Family Education Rights and Privacy Act (FERPA), click [HERE](#)

## Autodesk ID:n luonti - Vaihtoehto 2:

Toinen vaihtoehto on näpsäyttää Education pääsivulla *Get Free software*.



The screenshot shows the Autodesk Education Community homepage. At the top left is the Autodesk logo. The main header reads "Education Community HOME". Below this is a navigation menu with the following items: "Education home", "Get free software" (highlighted with a red box), "Learn, teach & connect", "Competitions & events", "Prepare & excel", "Support", and "About Autodesk Education". To the right of the menu is a large banner with the text "Students, teachers and academic institutions. Yes, free. We genuinely believe". Below the banner are two featured sections: "Download free software" with a sub-header "Students, educators and educational institutions" and an image of students, and "Learn, teach & Autodesk Design Academy" with an image of a person using a 3D printer.

Navigoi tämän jälkeen tuotteeseen minkä haluat ladata. Tässä esimerkissä AutoCAD:

Education home

**Get free software**  
- Featured products  
- All products

Learn, teach & connect

Competitions & events

Prepare & excel

Support

About Autodesk Education

Autodesk software for students, educators, and educational institutions

**Fusion 360**  
Autodesk Fusion 360 – 3D CAD Reinvented in the cloud  
Explore design ideas quickly and easily with the integrated concept-to-production platform. Connect your entire product development process in a single cloud-based platform that works on both Mac and PC.

- Integrated: Design and fabricate in a single cloud-based tool
- Connected: Connect with your team with easy, built-in collaboration
- Accessible: Work on your Mac or PC, online or offline

**GET SOFTWARE**

Featured products

**Fusion 360** | **Inventor Professional** | **Revit** | **AutoCAD** | **3ds Max** | **Maya**

Näpsäytä tämän jälkeen *Create Account*:

**A AUTOCAD**

**A AutoCAD**  
Design and shape the world around you with the powerful, connected design tools in AutoCAD software. Create stunning 3D designs, speed documentation, and connect with the cloud to collaborate on designs and access them from your mobile device.

[System Requirements](#)

I have an account **SIGN IN**

I need an account **CREATE ACCOUNT**

Määritä tämän jälkeen tiedot vastaavalla kuten vaihtoehdossa 1.